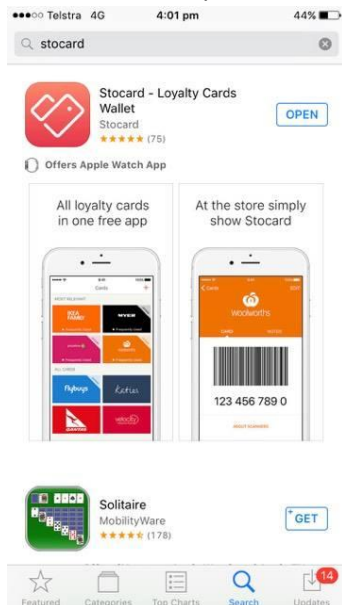



## Macquarie Dragons Ranch Hotel smartphone Discount Card Instructions

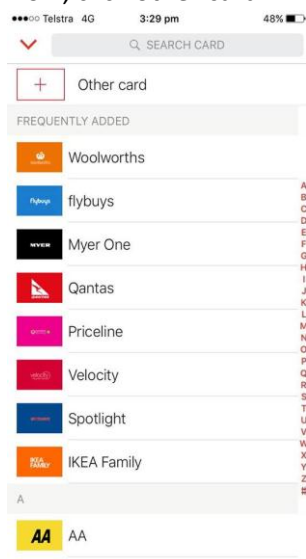
1. Download and open Stocard on your smartphone via your chosen app store.



2. Once open, click the + symbol in the top right corner to add a card.



3. Now, click other card.



4. Use the activated camera to scan your barcode.



5. Enter the store name : 'Macquarie Dragons' and click save.

Mobile app interface showing a red header with 'Back' and 'SAVE' buttons. Below the header, it says 'Enter the store name and the customer number for your card'.

Store name

Card Number

102 500 229 000 1



6. Your card is now easily accessible for use in the Hotel!

Mobile app interface showing a blue header with 'Cards' and 'EDIT' buttons. Below the header, it displays 'RH' in large white letters. At the bottom, there are two tabs: 'CARD' and 'NOTES'.



102 500 229 000 1

[ABOUT SCANNERS](#)